

Snapchat

This popular app has had a recent update and it is now possible to share video as well as images (see page 2).

Many of the icons and buttons have been re-designed and the whole app has been “tidied-up”.

What is it?

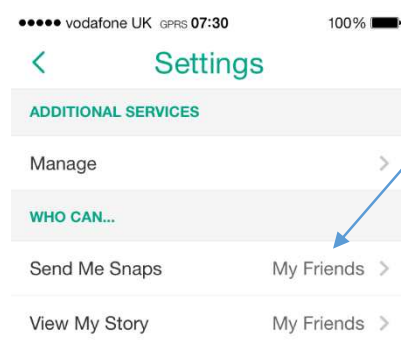
*Snapchat creates a place to be funny, honest or however else you might feel when you take and share a Snap with family and friends. **It’s sharing that lives in the moment, unless someone decides to save it.***

Essentially Snapchat allows users to send images, text and now videos with the promise that they will disappear after a limited amount of time. Like many other applications of this sort, users should be 13 or older to use it.

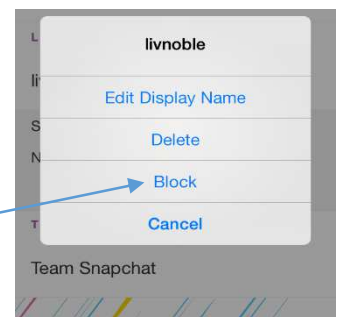
Users are able to decide how long a photo will “live” for once it has been sent – this can be anything from 1 to 10 seconds. It is interesting that Snapchat recognise that content can be saved now. Initially many users were enticed by the very ephemeral nature of the app – an image would only stay on the recipient’s phone for up to 10 seconds and this could be defined by the sender. Very quickly users realised that it was possible to take a screen-shot of the image which could then be repurposed. There are also several apps (SnapSave, SnapHack) which will take the screen-shot on a users’ behalf, so no matter what the timer is set to, the image will be captured and saved as a photo. Further information on some of these other apps can be found here -

www.yahoo.com/tech/how-to-save-snapchat-pictures-without-the-sender-80875346215.html

Privacy



Click on the menu button to access settings – users are then able to decide who is able to send them snaps – this should be set to *MyFriends*. It is also possible to block other users – tap the menu button and then *My Friends*, click on a friends name and choose Block.



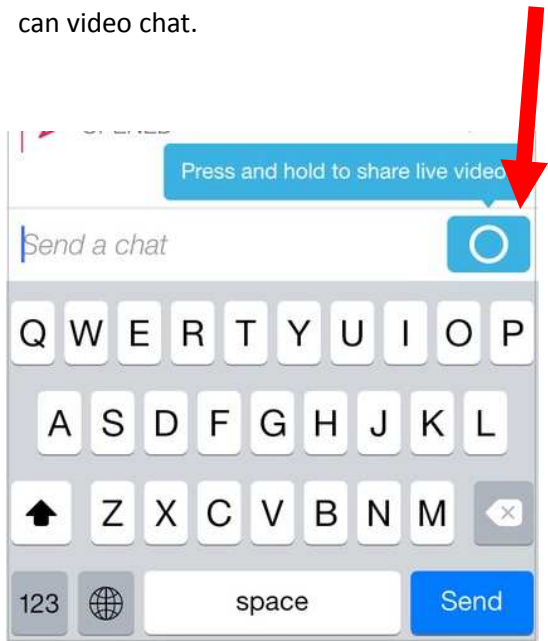
Video

To take and send a video rather than a photo, simply hold the capture button down – it will turn red/pink. Videos can only be up to 15 seconds long and a timer will appear within the button to indicate how much time is left.



It is also possible to have a video chat with a friend now if you have the new/latest version of the app. This is not available to everyone yet and like many of these things it is being rolled out slowly. When the app has been updated you will notice a blue chat bubble next to the names of any friends that have sent you a text. If you swipe right, this will allow you to chat to that person.

In order to have a video chat with another user, you both have to be connected to the internet and have the application open at the same time. You will know whether this is the case by looking at the button above your keyboard. If it is yellow then the other user is not connected – a blue button means that you can video chat.



In order to keep a video chat going, both users need to keep their finger on the bubble which appears in the screen.

